

Paediatric Respiratory Pathogen Report

Week 39, 26th September – 02nd October 2022

- PathWest detected 132 cases of RSV in paediatric patients this week. Proportion positive decreased but remains higher than historically observed at this time of year.
- The next most common respiratory viruses detected in paediatric patients this week were adenovirus (56 cases), rhinovirus (22 cases), parainfluenza 3 (27 cases) and SARS-CoV-2 (19 cases),
- Influenza cases and proportion positive in paediatric patients remained low this week.

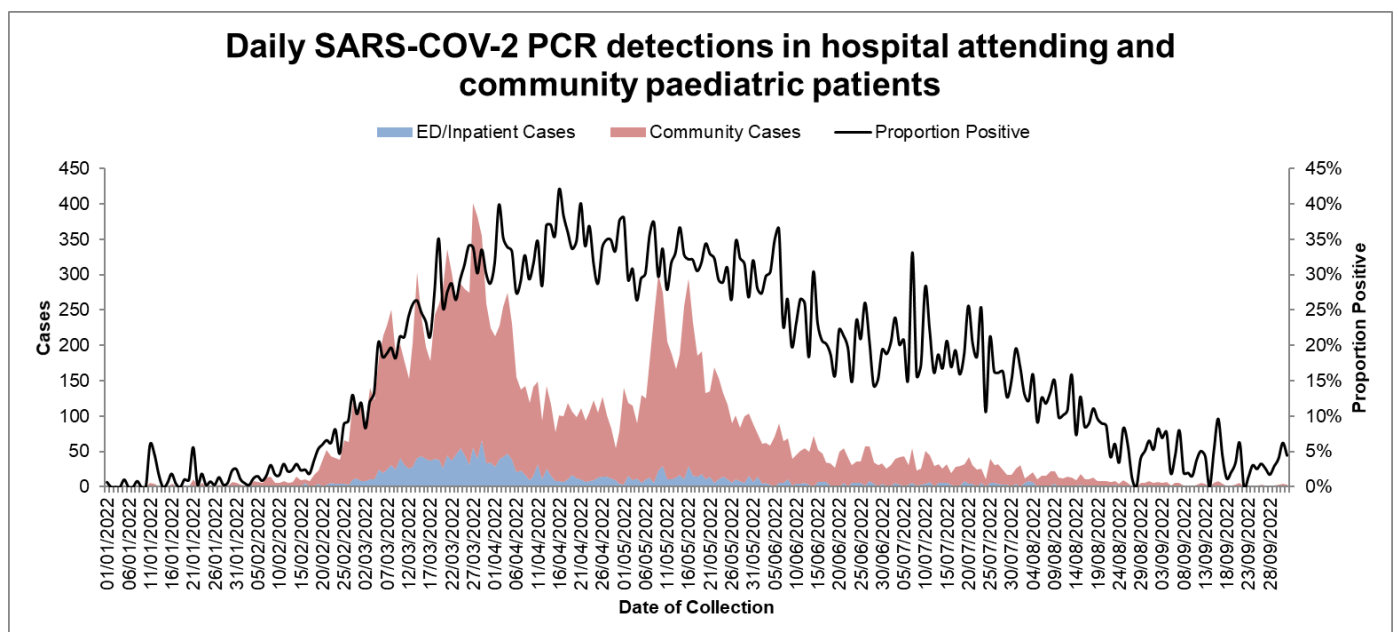


Figure 1: Daily SARS-CoV-2 detections in hospital attending patients and community paediatric patients. Data is for PCR samples tested by PathWest only.

SARS-CoV-2 PCR cases and proportion positive in paediatric cases remain low this week.

Data is representative of all patients attending a hospital (public or private) in Western Australia, for which a respiratory sample was collected and tested at a PathWest laboratory.

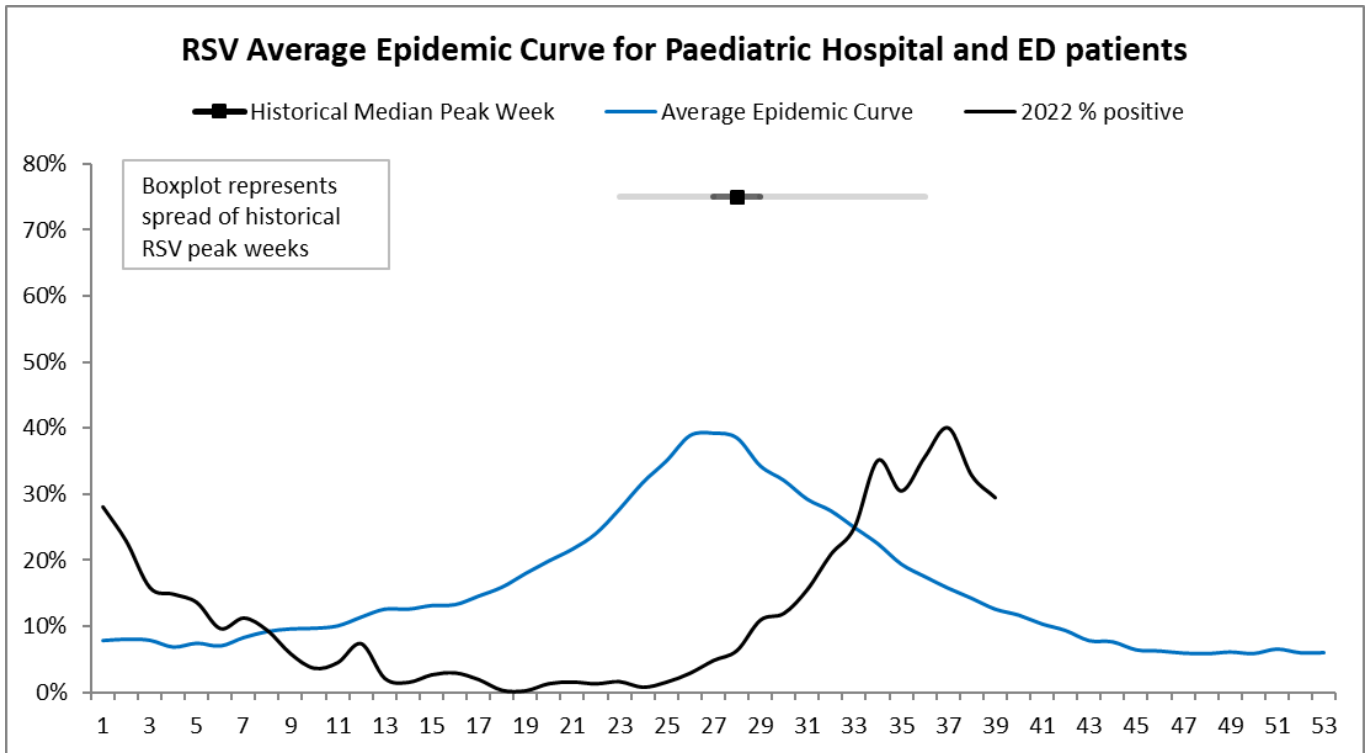


Figure 2: The current season plotted against the Paediatric RSV Average Epidemic Curve. The average epidemic curve was constructed by averaging all seasons measured at PathWest QE2 from 2007-2019. Data represents all WA hospitalised and ED paediatric patients tested by PathWest.

PathWest detected 132 cases of RSV in paediatric patients. Proportion positive decreased to 29.6% but remains higher than historically observed at this time of year.

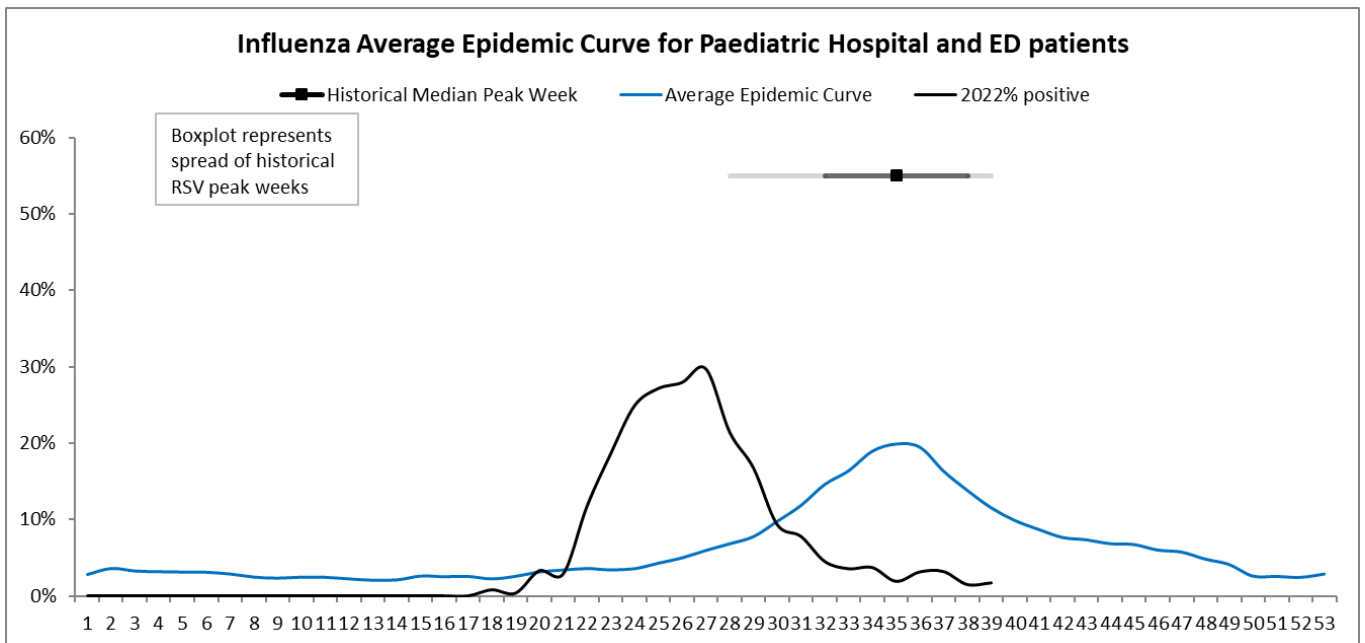


Figure 3: The current season plotted against the Paediatric Influenza Average Epidemic Curve. The average epidemic curve was constructed by averaging all seasons measured at PathWest QE2 from 2007-2019. Data represents all WA hospitalised and ED paediatric patients tested by PathWest.

Influenza proportion positive (1.7%) remained low this week and is below levels historically observed at this time of year.

Data is representative of all patients attending a hospital (public or private) in Western Australia, for which a respiratory sample was collected and tested at a PathWest laboratory.

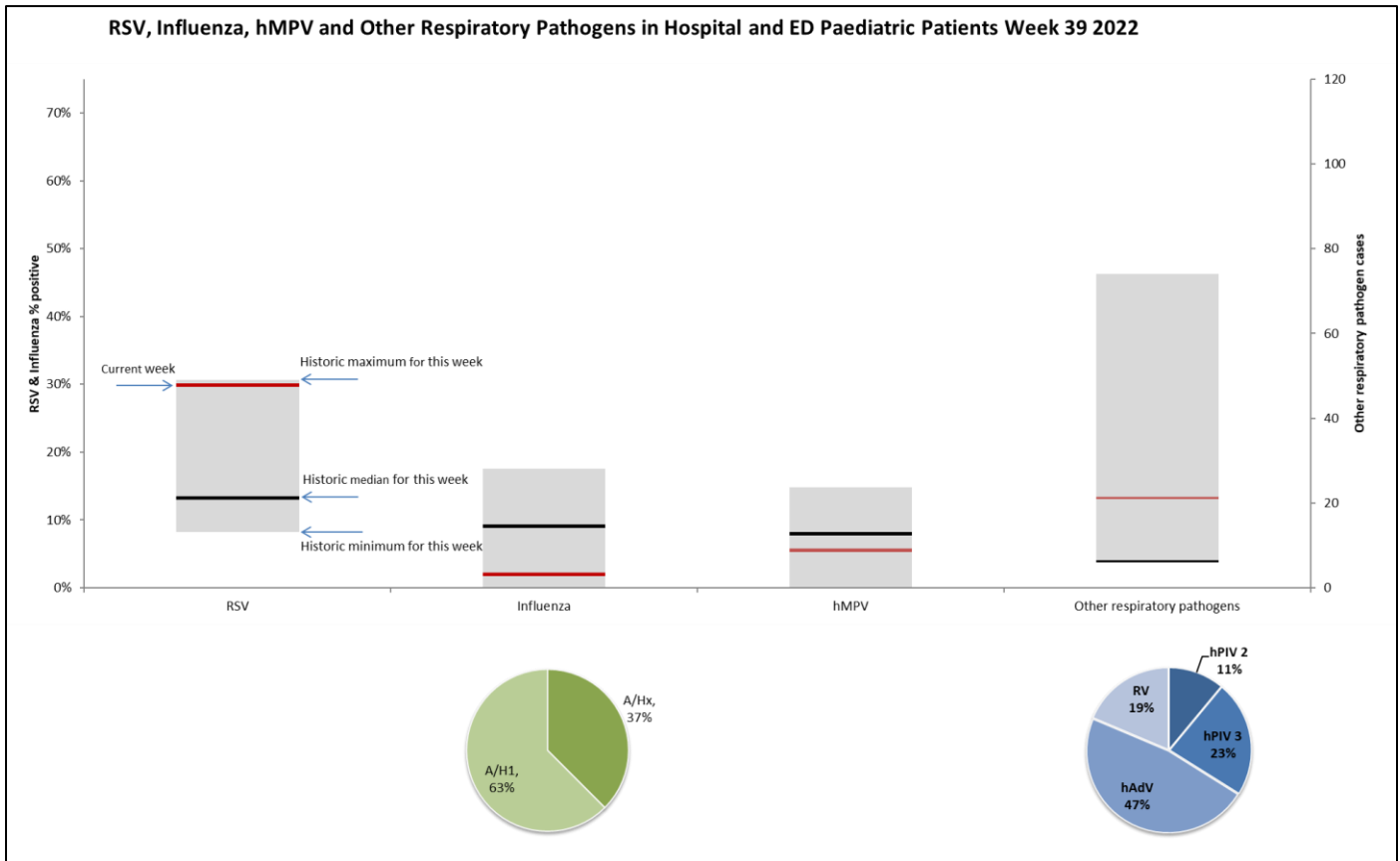


Figure 4: Proportion positive (RSV & influenza) or cases (other respiratory pathogens) for the current week (red line) plotted against the historic range (grey box) and median (black line) for this week. Pie charts represent the breakdown of influenza subtypes and the count of other respiratory pathogens. Data represents hospitalised and ED paediatric patients tested by PathWest. Historic data is for years 2007-2019. Please note: Due to the escalation of rapid PCR testing, the number influenza and RSV positive samples which do not receive a subtyping test has increased.

RSV proportion positive (29.6%) was higher than historic median (13%) for this week. Proportion positive for influenza (1.7%) and hMPV (5.2%) were each below their respective historic median. Other respiratory virus detections were higher than the historic median for this week. These detections were predominantly adenovirus, rhinovirus and parainfluenza viruses. Testing for these viruses is currently higher than it has been in previous years.

Data is representative of all patients attending a hospital (public or private) in Western Australia, for which a respiratory sample was collected and tested at a PathWest laboratory.

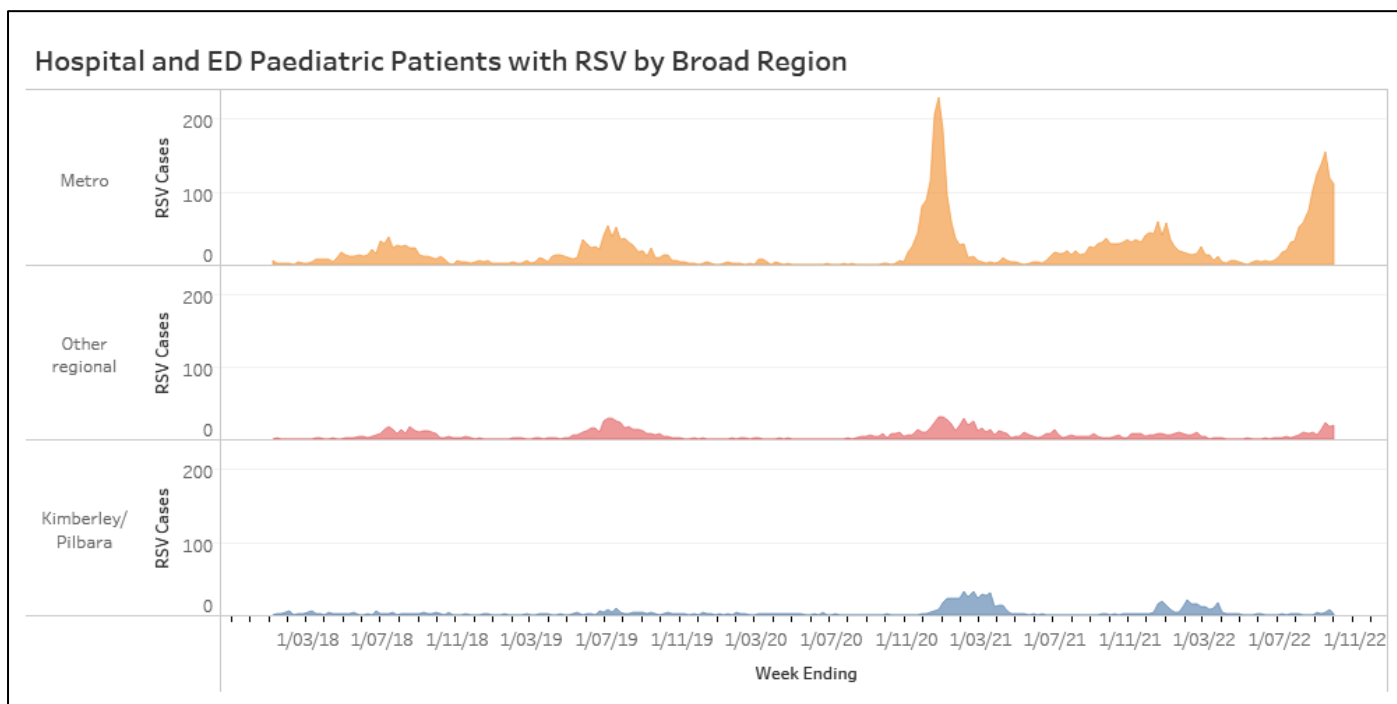


Figure 5: Hospital attending paediatric patients with RSV in Perth metropolitan region, in both Kimberley and Pilbara combined and in the remaining regions combined.

Of the 132 paediatric cases of RSV this week, 111 were from the Metro area, seven from the Southwest, five from the Midwest, four from the Wheatbelt, three from the Great Southern and one from each of the Pilbara and Goldfields.

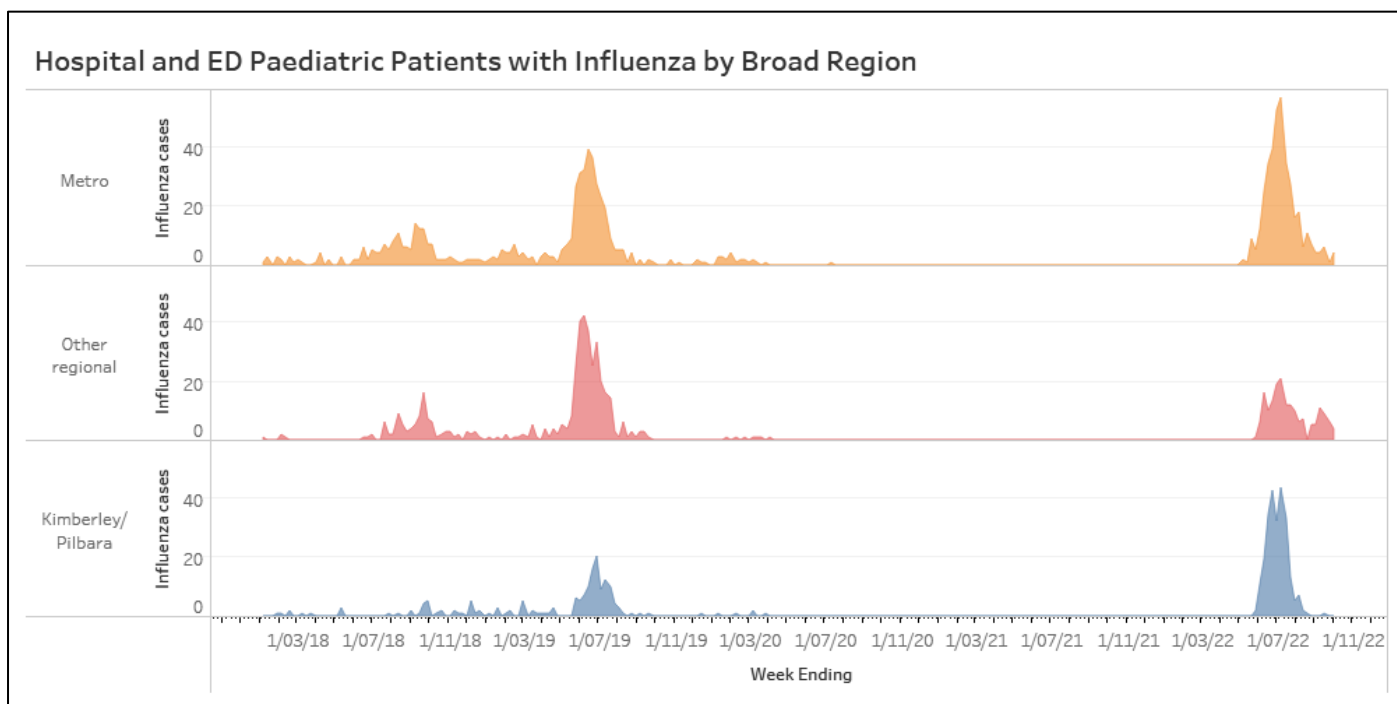


Figure 6: Hospital attending paediatric patients with influenza in Perth metropolitan region, in both Kimberley and Pilbara combined and in the remaining regions combined.

There were 8 paediatric cases of influenza this week, four were from the Metro area and four from the Southwest.

Data is representative of all patients attending a hospital (public or private) in Western Australia, for which a respiratory sample was collected and tested at a PathWest laboratory.

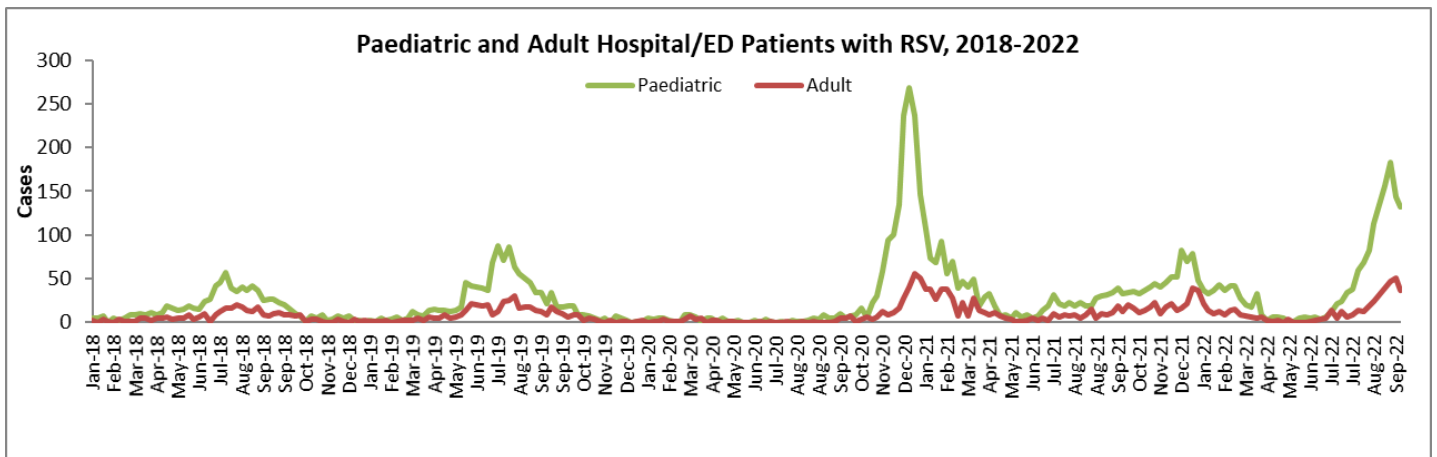


Figure 7: Paediatric and adult hospital attending patients with RSV, 2018-2022.

There were 142 children and 37 adults with RSV who attended a hospital.

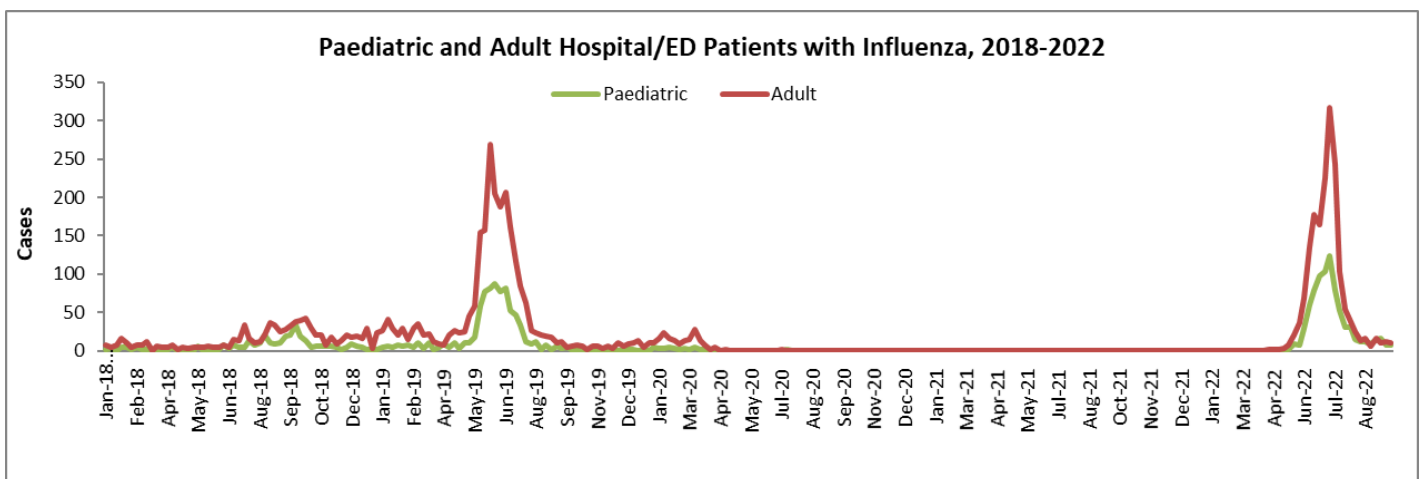


Figure 8: Paediatric and adult hospital attending patients with influenza, 2018-2022.

There were 8 children and 10 adults with influenza who attended a hospital.

Data is representative of all patients attending a hospital (public or private) in Western Australia, for which a respiratory sample was collected and tested at a PathWest laboratory.