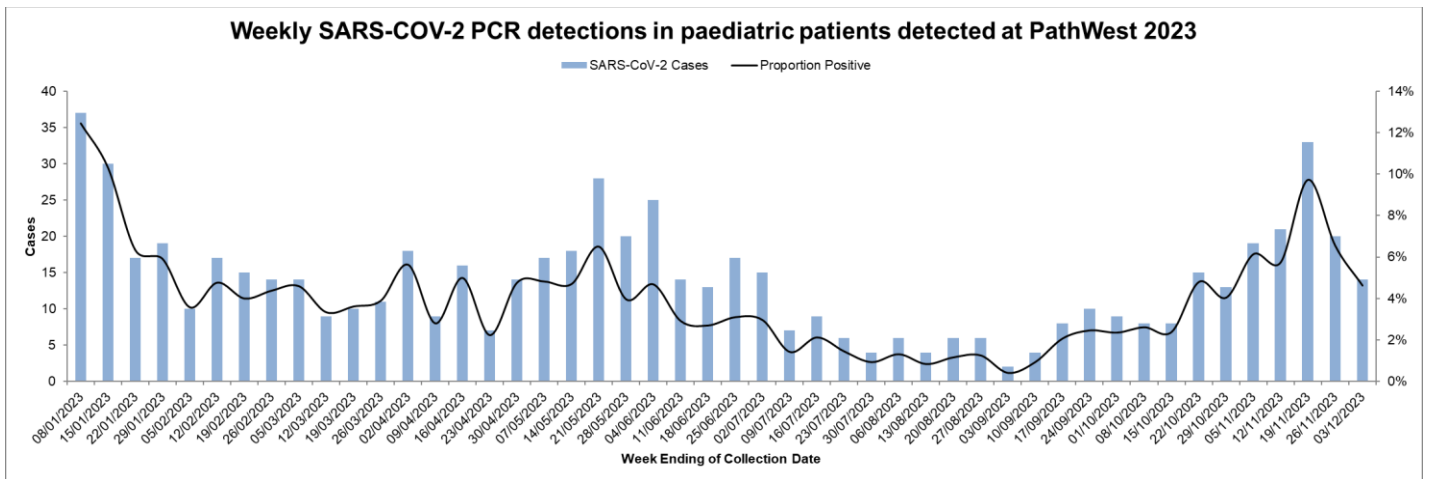


# Paediatric Respiratory Pathogen Report

## Week 48, 27<sup>th</sup> November – 3<sup>rd</sup> December 2023

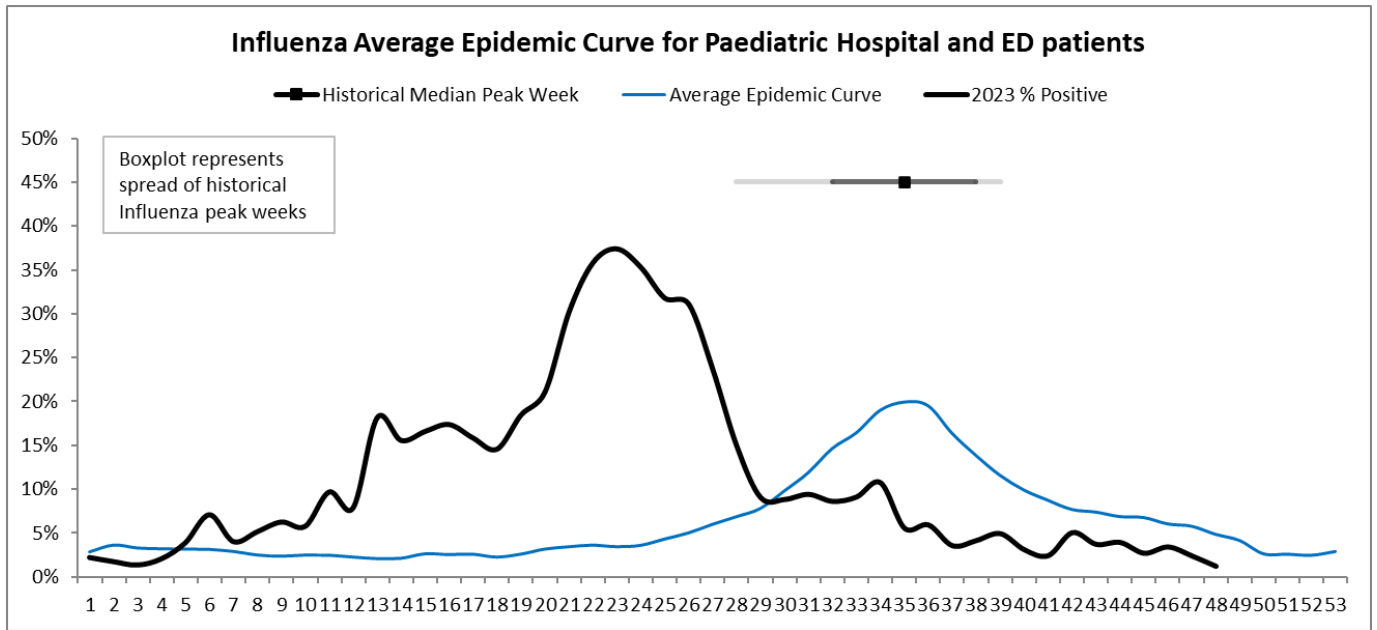
- Pathwest detected 14 cases of SARS-CoV-2 in paediatric patients this week.
- There were 7 paediatric RSV cases detected at PathWest this week. RSV proportion positive is below levels normally seen at this time of year.
- PathWest detected 4 A/H3 influenza cases in paediatric patients.
- Influenza proportion positive remained below historical averages typically observed at this time of year.
- Other common respiratory viruses detected in paediatric patients this week were, parainfluenza (24 cases), adenovirus (13 cases), human metapneumovirus (12 cases) and rhinovirus (11 cases)



**Figure 1:** Weekly SARS-CoV-2 detections in hospital attending patients and community paediatric patients. Data is for PCR samples tested by PathWest only.

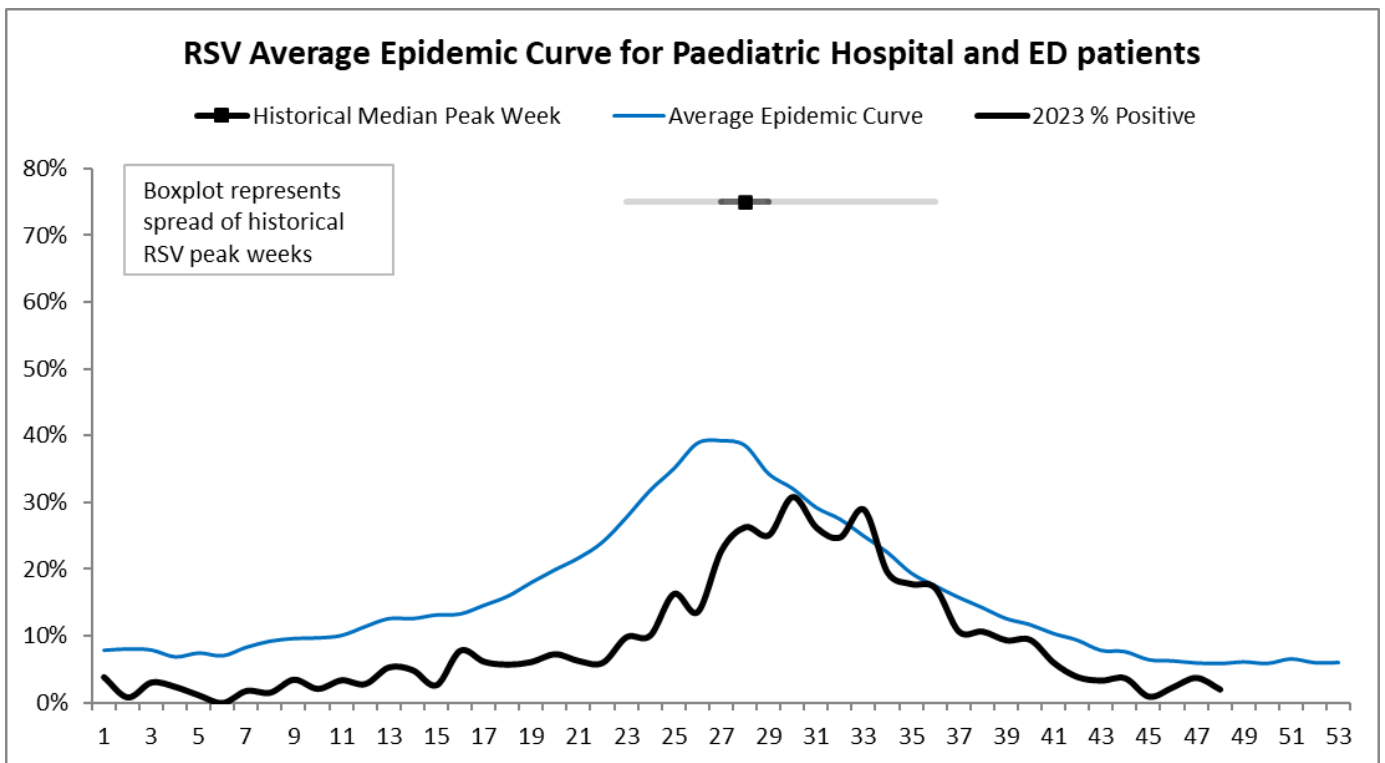
*SARS-CoV-2 cases (n=14) and proportion positive (4.6%) in paediatric patients decreased this week.*

Data is representative of all patients attending a hospital (public or private) in Western Australia, for which a respiratory sample was collected and tested at a PathWest laboratory.



**Figure 2:** The current season plotted against the Paediatric Influenza Average Epidemic Curve. The average epidemic curve was constructed by averaging historic WA seasons using PathWest data from 2007-2019. Data represents all WA hospitalised, and ED paediatric patients tested by PathWest.

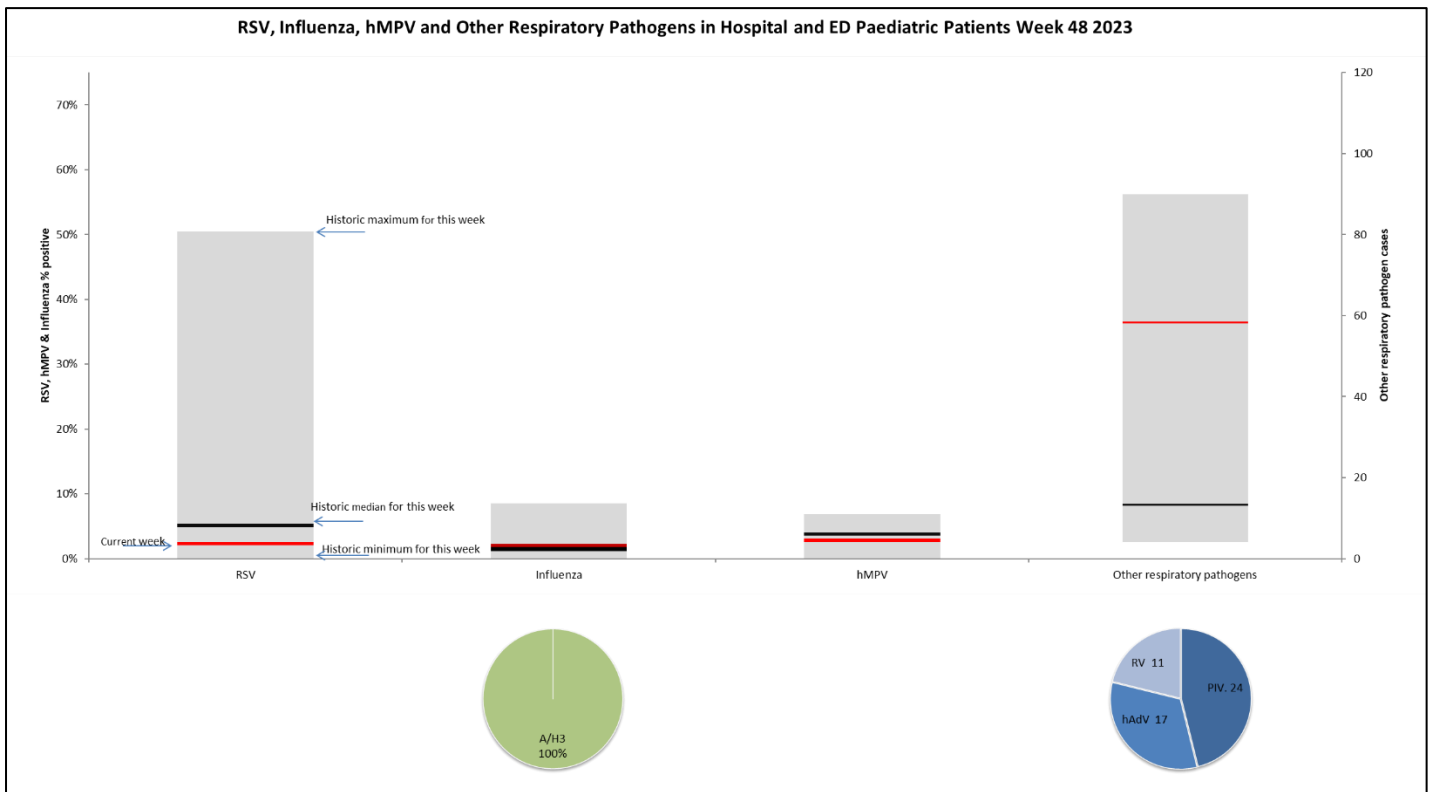
*Influenza proportion positive (1.2%) is below levels historically observed at this time of year.*



**Figure 3:** The current season plotted against the Paediatric RSV Average Epidemic Curve. The average epidemic curve was constructed by averaging historic WA seasons using PathWest data from 2007-2019. Data represents all WA hospitalised, and ED paediatric patients tested by PathWest.

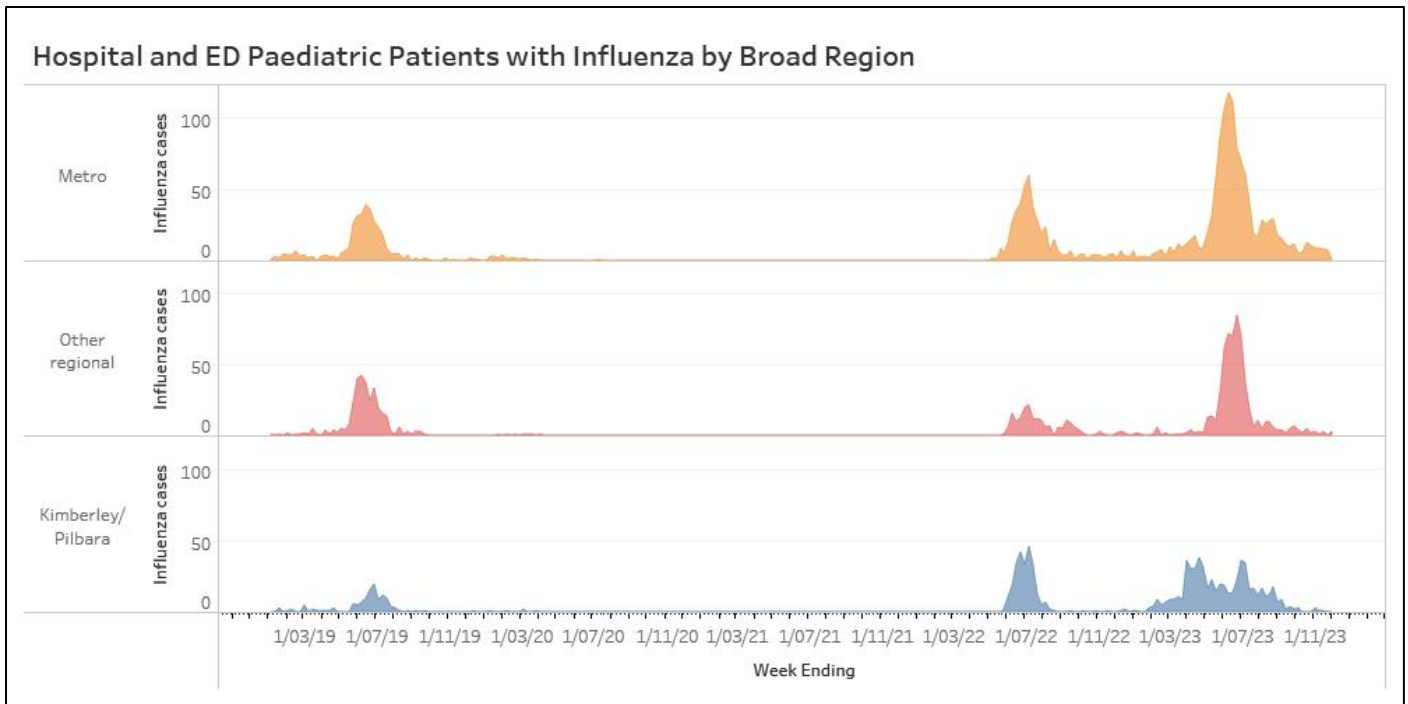
*RSV proportion positive (2.1%) is below levels historically seen at this time of the year.*

Data is representative of all patients attending a hospital (public or private) in Western Australia, for which a respiratory sample was collected and tested at a PathWest laboratory.



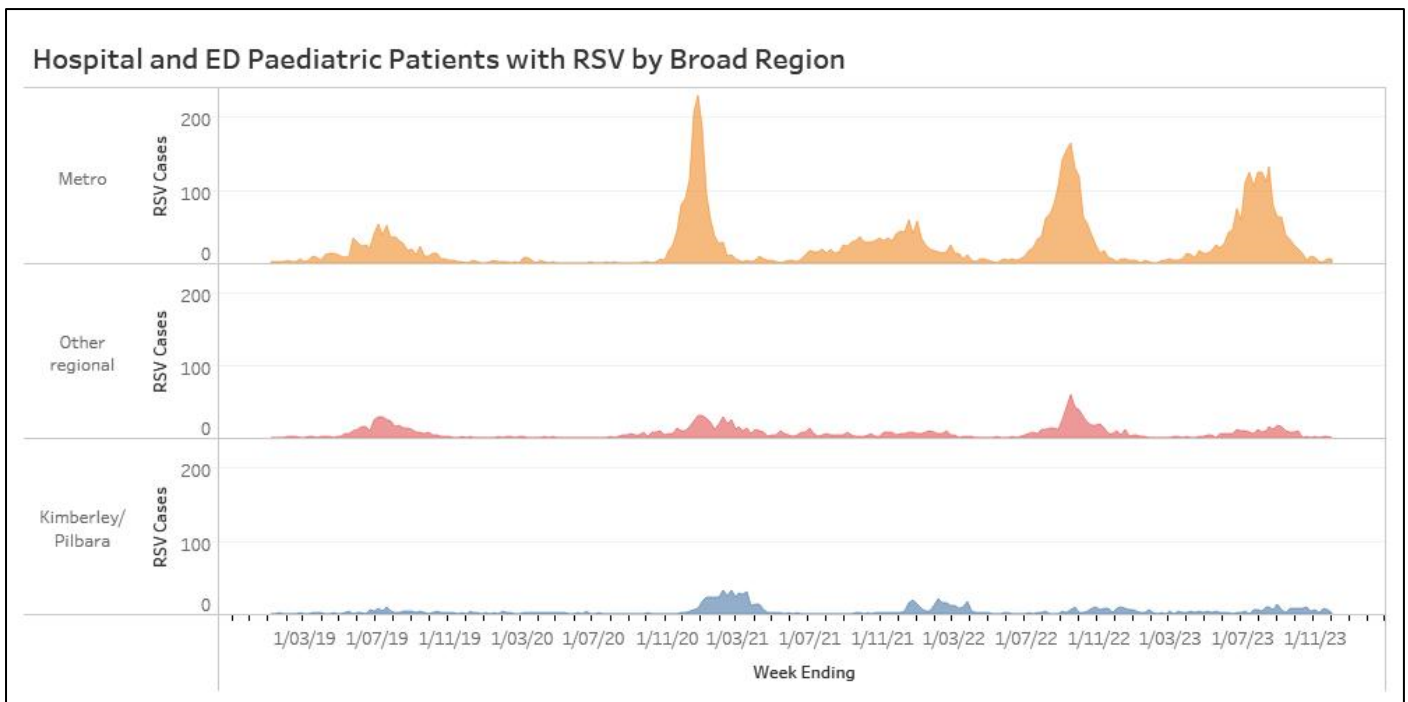
**Figure 4:** Proportion positive (RSV, hMPV & influenza) or cases (other respiratory pathogens) for the current week (red line) plotted against the historic range (grey box) and median (black line) for this week. Pie charts represent the breakdown of influenza subtypes and the count of other respiratory pathogens. Data represents hospitalised and ED paediatric patients tested by PathWest. Historic data is for years 2007-2019. Please note: Due to the escalation of rapid PCR testing, the number of influenza and RSV positive samples which do not receive a subtyping test has increased.

*RSV proportion positive (2.1%) is lower than the historical median of 4.9%. Influenza proportion positive (1.2%) was similar to the historical median of 1.8 % for this week. Other respiratory viruses, mainly human metapneumovirus, adenovirus, parainfluenza, and rhinovirus were higher than their historic median levels. Testing for these viruses is currently higher than it has been in previous years.*



**Figure 5:** Hospital attending paediatric patients with influenza in Perth metropolitan region, in both Kimberley and Pilbara combined and in the remaining regions combined.

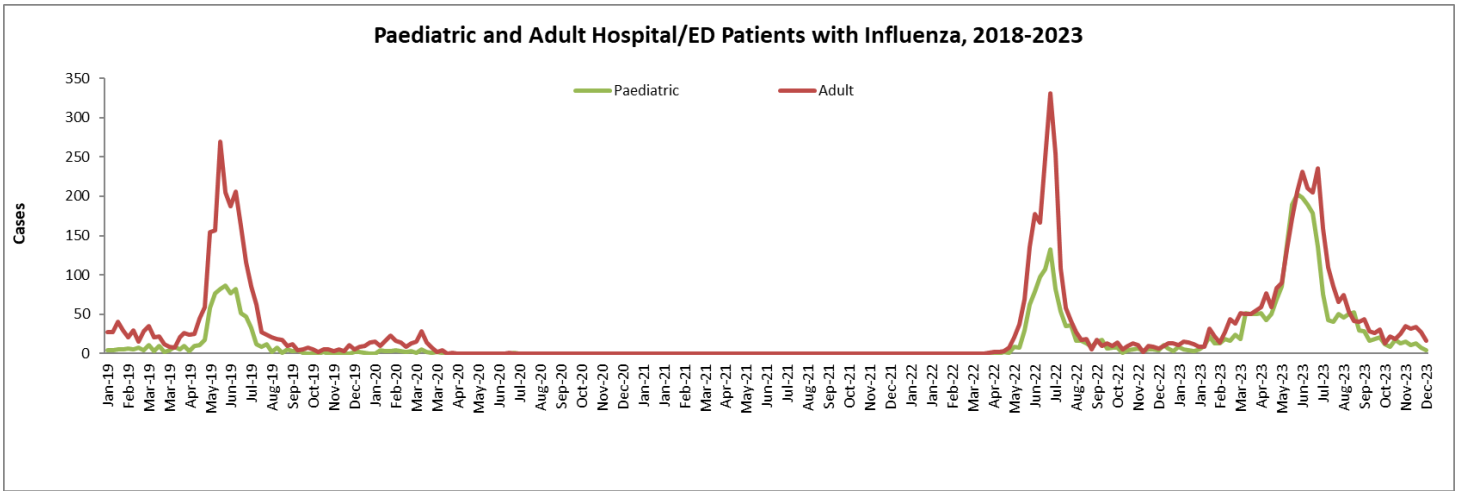
*Of the 4 paediatric influenza cases, 1 was from the Metro area, 2 were from the Southwest and 1 was from the Goldfields.*



**Figure 6:** Hospital attending paediatric patients with RSV in Perth metropolitan region, in both Kimberley and Pilbara combined and in the remaining regions combined.

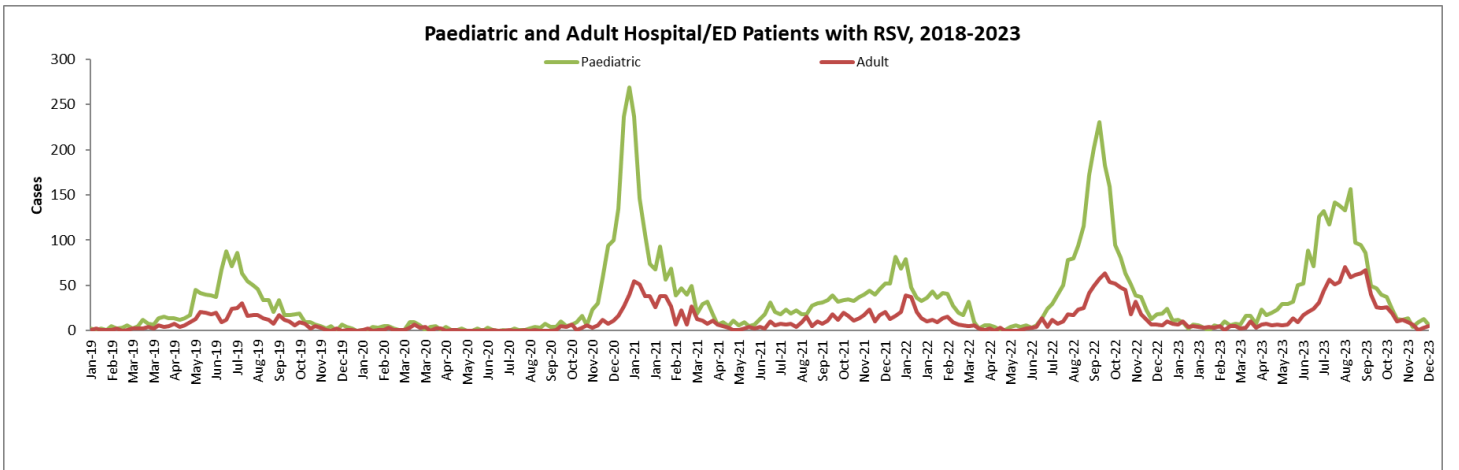
*Of the 7 paediatric RSV cases, 5 were from the Metro area and 2 were from the Pilbara.*

Data is representative of all patients attending a hospital (public or private) in Western Australia, for which a respiratory sample was collected and tested at a PathWest laboratory.



**Figure 7:** Paediatric and adult hospital attending patients with influenza, 2018-2023.

*There were 4 children and 16 adults with influenza who attended a hospital.*



**Figure 8:** Paediatric and adult hospital attending patients with RSV, 2018-2023.

*There were 7 children and 5 adults with RSV who attended a hospital.*

Data is representative of all patients attending a hospital (public or private) in Western Australia, for which a respiratory sample was collected and tested at a PathWest laboratory.